





District Health Assessment for Multiple District 6 through August 2025

		Clubs							Membership							Member Strength		Cancellation		Reports			Finance	Leadership			
District Name	Status/ Number of Months in Status *	Active Clubs	Clubs in Status Quo	Total Clubs	% Status Quo Clubs in Financial Suspension	New Clubs	Cancelled Clubs	YTD Net Club Gain/Loss	Current Members In Active Clubs	Current Members In Status Quo Clubs	Current Total Members Count	YTD Add	YTD Drop	YTD NetGrowth (includes Active and Status Quo)	YTD NetGrowth% (includes Active and Status Quo)	Member Count 12 Months Ago	Average Member Count Per Club	% of Clubs with less than 20 members	Average Cancelled Club Age	Members Lost Due to Cancelled Clubs	% of Clubs Reporting Service	% No MMR in 3 Months	% No Officer Report in 12 months	% of Clubs with balance 90+ days	Number of Zone Chairs Recorded	Number of Region Chairs Recorded	District Officers Vacancies **
6 NE	T(24)	33	0	33	0%	0	0	0	794	0	794	9	8	1	0.13%	853	24	55%	0	0	15%	64%	9%	3%	0	0	2nd VDG
6 C	T(24)	24	0	24	0%	0	0	0	510	0	510	17	9	8	1.59%	474	21	71%	0	0	42%	46%	4%	0%	2	0	2nd VDG
6 SE	T(24)	20	0	20	0%	0	0	0	414	0	414	6	10	-4	-0.96%	438	21	55%	0	0	25%	40%	0%	0%	1	0	2nd VDG, GLT, GST
6 W	T(24)	28	0	28	0%	0	0	0	655	0	655	24	21	3	0.46%	670	23	61%	0	0	36%	18%	0%	0%	6	0	
		105	0	105	0%	0	0	0	2373	0	2373	56	48	8	0.34%	2,435	23	60%	0	0	29%	43%	4%	1%	9	0	




District Health Assessment for Multiple District 17 through August 2025

		Clubs							Membership							Member Strength		Cancellation		Reports			Finance	Leadership			
District Name	Status/ Number of Months in Status *	Active Clubs	Clubs in Status Quo	Total Clubs	% Status Quo Clubs in Financial Suspension	New Clubs	Cancelled Clubs	YTD Net Club Gain/ Loss	Current Members In Active Clubs	Current Members In Status Quo Clubs	Current Total Members Count	YTD Add	YTD Drop	YTD NetGrowth (includes Active and Status Quo)	YTD NetGrowth% (includes Active and Status Quo)	Member Count 12 Months Ago	Average Member Count Per Club	% of Clubs with less than 20 members	Average Cancelled Club Age	Members Lost Due to Cancelled Clubs	% of Clubs Reporting Service	% No MMR in 3 Months	% No Officer Report in 12 months	% of Clubs with balance 90+ days	Number of Zone Chairs Recorded	Number of Region Chairs Recorded	District Officers Vacancies **
17 K	T(24)	63	0	63	0%	0	0	0	1116	0	1116	16	22	-6	-0.53%	1,147	18	63%	0	0	6%	59%	0%	0%	9	3	
17 A		69	0	69	0%	0	0	0	1375	0	1375	22	23	-1	-0.07%	1,381	20	52%	0	0	20%	48%	1%	0%	10	0	
17 N		67	0	67	0%	0	0	0	1353	0	1353	17	17	0	0.00%	1,372	20	58%	0	0	24%	27%	3%	1%	10	0	
		199	0	199	0%	0	0	0	3844	0	3844	55	62	-7	-0.18%	3,900	19	58%	0	0	17%	44%	2%	1%	29	3	




District Health Assessment for Multiple District 21 through August 2025

 Status/ District Name of Months in Status *		Clubs							Membership							Member Strength		Cancellation		Reports			Finance		Leadership		
		Active Clubs	Clubs in Status Quo	Total Clubs	% Status Quo Clubs in Financial Suspension	New Clubs	Cancelled Clubs	YTD Net Club Gain/ Loss	Current Members In Active Clubs	Current Members In Status Quo Clubs	Current Total Members Count	YTD Add	YTD Drop	YTD NetGrowth (includes Active and Status Quo)	YTD NetGrowth% (includes Active and Status Quo)	Member Count 12 Months Ago	Average Member Count Per Club	% of Clubs with less than 20 members	Average Cancelled Club Age	Members Lost Due to Cancelled Clubs	% of Clubs Reporting Service	% No MMR in 3 Months	% No Officer Report in 12 months	% of Clubs with balance 90+ days	Number of Zone Chairs Recorded	Number of Region Chairs Recorded	District Officers Vacancies **
21 N		60	0	60	0%	1	0	1	1532	0	1532	70	30	40	2.68%	1,485	26	47%	0	0	38%	18%	0%	0%	12	2	
21 S	T(24)	40	1	41	100%	0	1	-1	1012	10	1022	43	37	6	0.59%	941	25	44%	68	0	32%	12%	0%	2%	9	0	
		100	1	101	100%	1	1	0	2544	10	2554	113	67	46	1.83%	2,426	26	46%	68	0	36%	16%	0%	1%	21	2	




District Health Assessment for Multiple District 28 through August 2025

 Status/ District Name Number of Months in Status *		Clubs							Membership							Member Strength		Cancellation		Reports			Finance	Leadership			
		Active Clubs	Clubs in Status Quo	Total Clubs	% Status Quo Clubs in Financial Suspension	New Clubs	Cancelled Clubs	YTD Net Club Gain/ Loss	Current Members In Active Clubs	Current Members In Status Quo Clubs	Current Total Members Count	YTD Add	YTD Drop	YTD NetGrowth (includes Active and Status Quo)	YTD NetGrowth% (includes Active and Status Quo)	Member Count 12 Months Ago	Average Member Count Per Club	% of Clubs with less than 20 members	Average Cancelled Club Age	Members Lost Due to Cancelled Clubs	% of Clubs Reporting Service	% No MMR in 3 Months	% No Officer Report in 12 months	% of Clubs with balance 90+ days	Number of Zone Chairs Recorded	Number of Region Chairs Recorded	District Officers Vacancies **
28 U	T(24)	25	0	25	0%	0	0	0	387	0	387	19	16	3	0.78%	433	15	68%	0	0	20%	48%	0%	4%	0	0	2nd VDG
28 T	T(24)	24	0	24	0%	0	0	0	495	0	495	14	6	8	1.64%	503	21	63%	0	0	4%	21%	0%	4%	0	0	
		49	0	49	0%	0	0	0	882	0	882	33	22	11	1.26%	936	18	65%	0	0	12%	35%	0%	4%	0	0	




District Health Assessment for Multiple District 38 through August 2025

		Clubs							Membership							Member Strength		Cancellation		Reports			Finance	Leadership			
District Name	Status/ Number of Months in Status *	Active Clubs	Clubs in Status Quo	Total Clubs	% Status Quo Clubs in Financial Suspension	New Clubs	Cancelled Clubs	YTD Net Club Gain/Loss	Current Members In Active Clubs	Current Members In Status Quo Clubs	Current Total Members Count	YTD Add	YTD Drop	YTD NetGrowth (includes Active and Status Quo)	YTD NetGrowth% (includes Active and Status Quo)	Member Count 12 Months Ago	Average Member Count Per Club	% of Clubs with less than 20 members	Average Cancelled Club Age	Members Lost Due to Cancelled Clubs	% of Clubs Reporting Service	% No MMR in 3 Months	% No Officer Report in 12 months	% of Clubs with balance 90+ days	Number of Zone Chairs Recorded	Number of Region Chairs Recorded	District Officers Vacancies **
38 L	T(24)	37	0	37	0%	0	0	0	698	0	698	6	7	-1	-0.14%	719	19	62%	0	0	14%	76%	0%	3%	7	0	2nd VDG
38 I	T(24)	32	0	32	0%	0	0	0	735	0	735	8	9	-1	-0.14%	718	23	44%	0	0	13%	56%	3%	6%	0	0	GLT,GMT,GST
38 O	T(24)	25	0	25	0%	0	0	0	668	0	668	9	22	-13	-1.91%	689	27	48%	0	0	40%	36%	4%	0%	0	0	
38 N	T(24)	28	0	28	0%	0	0	0	641	0	641	3	4	-1	-0.16%	667	23	61%	0	0	46%	54%	0%	4%	0	0	
		122	0	122	0%	0	0	0	2742	0	2742	26	42	-16	-0.58%	2,793	22	54%	0	0	26%	57%	2%	3%	7	0	




District Health Assessment for Multiple District 39 through August 2025

<div></div> <div>Status/ District Name of Months in Status *</div>		Clubs							Membership							Member Strength		Cancellation		Reports			Finance		Leadership		
		Active Clubs	Clubs in Status Quo	Total Clubs	% Status Quo Clubs in Financial Suspension	New Clubs	Cancelled Clubs	YTD Net Club Gain/Loss	Current Members In Active Clubs	Current Members In Status Quo Clubs	Current Total Members Count	YTD Add	YTD Drop	YTD NetGrowth (includes Active and Status Quo)	YTD NetGrowth% (includes Active and Status Quo)	Member Count 12 Months Ago	Average Member Count Per Club	% of Clubs with less than 20 members	Average Cancelled Club Age	Members Lost Due to Cancelled Clubs	% of Clubs Reporting Service	% No MMR in 3 Months	% No Officer Report in 12 months	% of Clubs with balance 90+ days	Number of Zone Chairs Recorded	Number of Region Chairs Recorded	District Officers Vacancies **
39 W	T(24)	30	0	30	0%	0	0	0	903	0	903	19	14	5	0.56%	861	30	33%	0	0	33%	37%	3%	0%	0	0	
39 E	T(24)	23	0	23	0%	0	0	0	367	0	367	2	9	-7	-1.87%	360	16	74%	0	0	22%	17%	0%	0%	3	0	2nd VDG
		53	0	53	0%	0	0	0	1270	0	1270	21	23	-2	-0.16%	1,221	24	51%	0	0	28%	28%	2%	0%	3	0	




District Health Assessment for District 15 through August 2025

		Clubs							Membership							Member Strength		Cancellation		Reports			Finance	Leadership			
District Name	Status/ Number of Months in Status *	Active Clubs	Clubs in Status Quo	Total Clubs	% Status Quo Clubs in Financial Suspension	New Clubs	Cancelled Clubs	YTD Net Club Gain/Loss	Current Members In Active Clubs	Current Members In Status Quo Clubs	Current Total Members Count	YTD Add	YTD Drop	YTD NetGrowth (includes Active and Status Quo)	YTD NetGrowth% (includes Active and Status Quo)	Member Count 12 Months Ago	Average Member Count Per Club	% of Clubs with less than 20 members	Average Cancelled Club Age	Members Lost Due to Cancelled Clubs	% of Clubs Reporting Service	% No MMR in 3 Months	% No Officer Report in 12 months	% of Clubs with balance 90+ days	Number of Zone Chairs Recorded	Number of Region Chairs Recorded	District Officers Vacancies **
15	T(24)	36	0	36	0%	0	0	0	833	0	833	8	11	-3	-0.36%	841	23	61%	0	0	14%	50%	8%	0%	0	0	2nd VDG
		36	0	36	0%	0	0	0	833	0	833	8	11	-3	-0.36%	841	23	61%	0	0	14%	50%	8%	0%	0	0	




District Health Assessment for District 37 through August 2025

		Clubs							Membership							Member Strength		Cancellation		Reports			Finance	Leadership			
District Name	Status/ Number of Months in Status *	Active Clubs	Clubs in Status Quo	Total Clubs	% Status Quo Clubs in Financial Suspension	New Clubs	Cancelled Clubs	YTD Net Club Gain/ Loss	Current Members In Active Clubs	Current Members In Status Quo Clubs	Current Total Members Count	YTD Add	YTD Drop	YTD NetGrowth (includes Active and Status Quo)	YTD NetGrowth% (includes Active and Status Quo)	Member Count 12 Months Ago	Average Member Count Per Club	% of Clubs with less than 20 members	Average Cancelled Club Age	Members Lost Due to Cancelled Clubs	% of Clubs Reporting Service	% No MMR in 3 Months	% No Officer Report in 12 months	% of Clubs with balance 90+ days	Number of Zone Chairs Recorded	Number of Region Chairs Recorded	District Officers Vacancies **
37		57	0	57	0%	0	0	0	1521	0	1521	35	24	11	0.73%	1,500	27	40%	0	0	19%	32%	2%	0%	3	0	
		57	0	57	0%	0	0	0	1521	0	1521	35	24	11	0.73%	1,500	27	40%	0	0	19%	32%	2%	0%	3	0	




District Health Assessment for District 40 through August 2025

		Clubs							Membership							Member Strength		Cancellation		Reports			Finance	Leadership			
District Name	Status/ Number of Months in Status *	Active Clubs	Clubs in Status Quo	Total Clubs	% Status Quo in Financial Suspension	New Clubs	Cancelled Clubs	YTD Net Club Gain/Loss	Current Members In Clubs	Current Members In Status Quo Clubs	Current Total Members Count	YTD Add	YTD Drop	YTD NetGrowth (includes Active and Status Quo)	YTD NetGrowth% (includes Active and Status Quo)	Member Count 12 Months Ago	Average Member Count Per Club	% of Clubs with less than 20 members	Average Cancelled Club Age	Members Lost Due to Cancelled Clubs	% of Clubs Reporting Service	% No MMR in 3 Months	% No Officer Report in 12 months	% of Clubs with balance 90+ days	Number of Zone Chairs Recorded	Number of Region Chairs Recorded	District Officers Vacancies **
40	T(2)	45	0	45	0%	0	0	0	880	0	880	28	26	2	0.23%	851	20	60%	0	0	42%	27%	0%	4%	7	3	2nd VDG
		45	0	45	0%	0	0	0	880	0	880	28	26	2	0.23%	851	20	60%	0	0	42%	27%	0%	4%	7	3	



District Health Assessment for District 46 through August 2025

		Clubs							Membership							Member Strength		Cancellation		Reports			Finance	Leadership			
District Name	Status/ Number of Months in Status *	Active Clubs	Clubs in Status Quo	Total Clubs	% Status Quo in Financial Suspension	New Clubs	Cancelled Clubs	YTD Net Club Gain/Loss	Current Members In Active Clubs	Current Members In Status Quo Clubs	Current Total Members Count	YTD Add	YTD Drop	YTD NetGrowth (includes Active and Status Quo)	YTD NetGrowth% (includes Active and Status Quo)	Member Count 12 Months Ago	Average Member Count Per Club	% of Clubs with less than 20 members	Average Cancelled Club Age	Members Lost Due to Cancelled Clubs	% of Clubs Reporting Service	% No MMR in 3 Months	% No Officer Report in 12 months	% of Clubs with balance 90+ days	Number of Zone Chairs Recorded	Number of Region Chairs Recorded	District Officers Vacancies **
46	T(24)	50	0	50	0%	0	0	0	1130	0	1130	32	13	19	1.71%	1,141	23	48%	0	0	36%	36%	10%	6%	12	5	
		50	0	50	0%	0	0	0	1130	0	1130	32	13	19	1.71%	1,141	23	48%	0	0	36%	36%	10%	6%	12	5	

* - District Status: P - Provisional, T - Transitional.
** - District Officers Vacancies: DG - District Governor, 1st VDG - First Vice District Governor, 2nd VDG - Second Vice District Governor.